

Magnetic level gauge NA7-50

Version flange / ventilation cone

Application and function

The magnetic level gauge is an indirect level gauge. The boiler level is transmitted analogously 1:1 to the indicating ledge via the float.

The product corresponds to the EU 2014/68/EU.

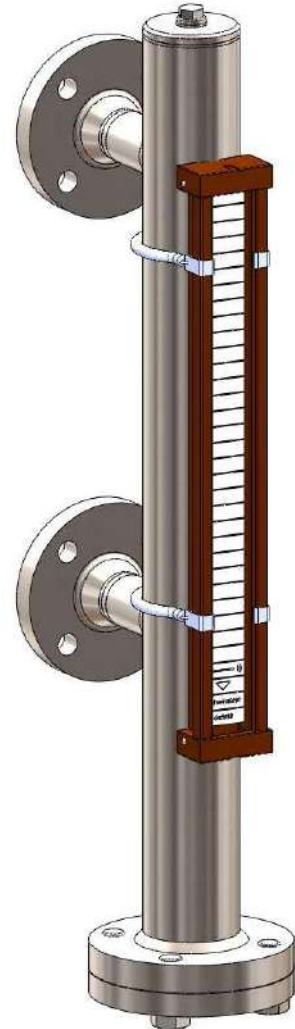
Applied standards : complies with DIN EN standards or ASME-Boiler.

Technical basic equipment

- Fluid side stainless steel (1.4404; SA312 Gr. TP316L)
- Indicating ledge AL_-G (D-06-D-16311-0)
- Drain plug
- Ventilation plug

Available (optional) versions

- Drain valve AV 500 (other drain valve on request)
- Magnetic switch type M510-1-60 (D-06-D-16312-0) for signaling
- Primary element type MRK (D-06-D-16313-0) with integrated R/I-converter, output 4-20 mA
- Light band indicator for remote level indication

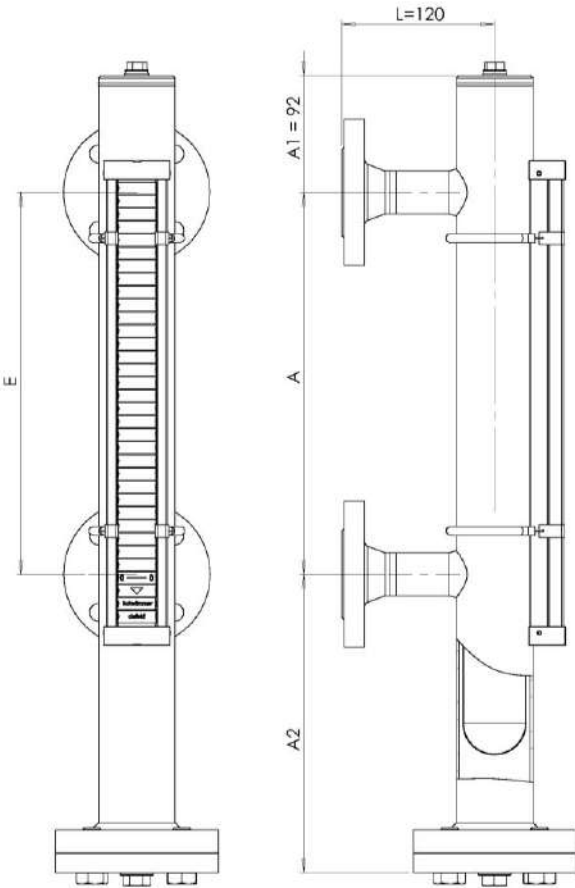
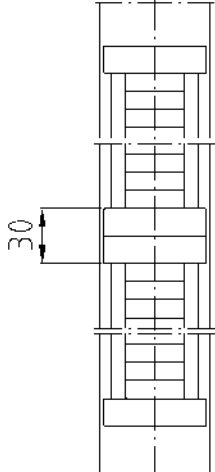
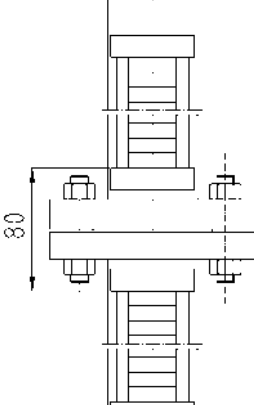


Technical data

Allowable pressure	PS	[bar]	5	8	13	20
Allowable temperature	TS	[° C]	158	175	195	214
Drain valve	Type	AV500				
	Data sheet	D-09-D-16358-0				



- The indication ledge can be arranged in any position outside the areas of the connection studs.
- To indicate a range > 2,6 m it is necessary to use 2 or more superposed indicating ledges.
- For level gauges longer than 6 m, the unit will be delivered in divided version with intermediate flange.

<p>NA7-50 with ventilation cone- and drain plug</p>		<p>Measuring range > 2,6 m</p>
		
		<p>Measuring range > 6 m</p>
		
<p>Process connection</p>		
<p>Welding end</p>	<p>Socket welding</p>	<p>with drain valve</p>
