

## FLUENT<sup>®</sup> In-Line Heater Provides On Demand Heating in a Small Package



Internal baffle to promote turbulent flow and high efficiency

Fast responding, high watt density layered heater circuit

Low profile axial lead exit


### Maximize System Performance

- > Small, lightweight, robust heater construction
- > High watt density, low mass heater
- > Integrated solution that replaces multiple components
- > Internal thermocouple for high limit control

High Performance Heating Solution From **Watlow**<sup>®</sup>

# Maximize System Performance

Watlow's new FLUENT in-line heater is a small, lightweight, high-performance heater that can replace both a traditional immersion type heater or a heater wrapped around a tube as part of a thermal system.

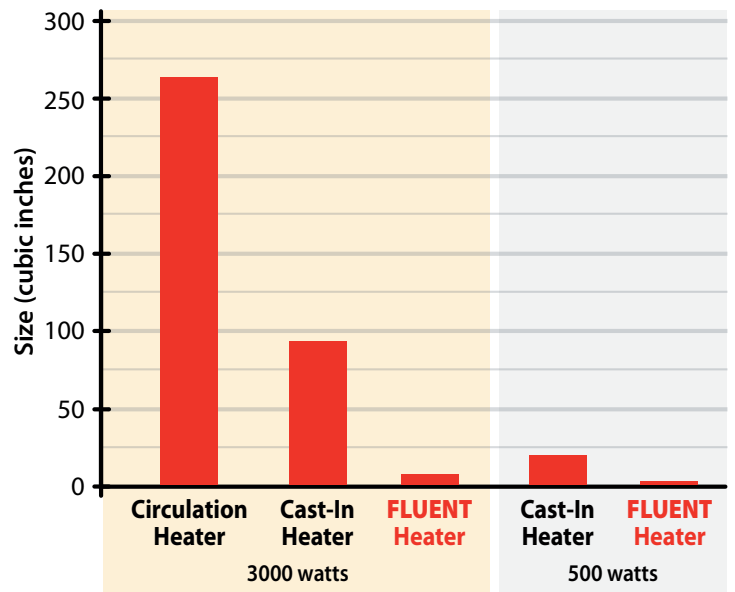
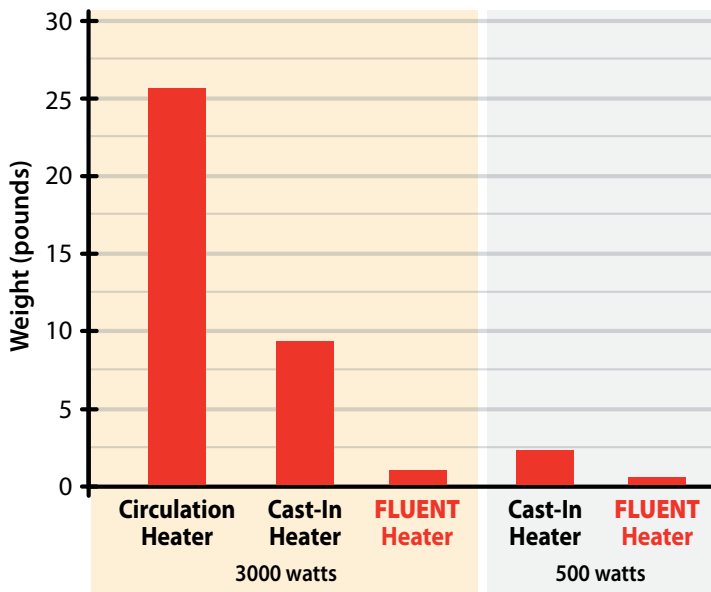


Watlow's FLUENT heater is designed as an integrated solution that replaces multiple components in a system. This heater design reduces overall system cost and complexity. Because of its high watt density, it offers ultra-fast response leading to higher system performance.

Featuring Watlow's patented thermal spray technology, the heater makes use of its entire surface to produce heat, which optimizes heat transfer and temperature uniformity.

## Up to 98% reduction in weight and size with FLUENT

### Comparison of FLUENT Heaters to Traditional or Cast-In Type Circulation Heaters



*Powered by Possibility*

Watlow® and FLUENT® are registered trademarks of Watlow Electric Manufacturing Company.