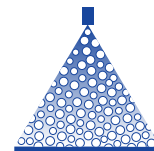




Compact air-injector flat spray nozzles

IDK 120/IDK 90 / IDKN 120



Crop production

Ground care

- Air-aspirating flat spray nozzle
- Very low drift

Advantages

- 95 % drift reduction for: IDK 90-015 C and -02 C with 25 cm nozzle spacing
- 90 % drift reduction for:
 - IDK 120-025 to -06
 - IDKN 120-03 to -04
- Compact design
- Large droplet size range from ultra coarse to medium
- Very low drift and loss-reducing in the pressure range up to 3.0 bar (depending on size)
- Inexpensive alternative to conventional standard nozzles
- Very good deposition structure and crop penetration
- Suitable for PWM



IDK



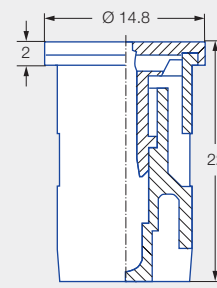
IDK-C



IDKN

IDKN characteristic:
Nozzle body with white stripe

Dimensions in mm.

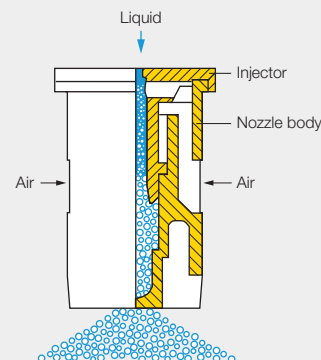


Flats 8

Series IDK/IDKN



Injector can be removed
without tools



JKI approval as loss-reducing:
90/75/50 %

G 1661, G 1662, G 1663, G 1683, G 1718, G 1799, G 1800, G 1801, G 1802, G 1936, G 2052, G 2053

JKI approval for mixed equipment and border nozzle IDKS.



Current list at:
www.lechler.com/de-en/service/loss-reducing

Application:



Plant protection products and growth regulators



Liquid fertilizer delivery



Spray frame



Edge application
Can be combined with border nozzle IDKS 80



Golf course



Backpack sprayer



Greenhouse

Technical data:



Nozzle sizes
01–10



Spray angles
90°, 120°



Materials
POM, ceramic



Pressure ranges

- IDK 01 to -10: 1–1.5–3–6 bar
- IDKN 03 to -04: 1–1.5–3–6 bar
- UAN: 1.0–2.5 bar



Recommended strainers

- 80 M 01
- 60 M 015–04
- 25 M 05–10






Droplet sizes
Ultra coarse – medium



Width across flats
8 mm



	ISO 25358 		[l/min]	[l/ha] 											
				IDKN	IDK	5.0	6.0	7.0	8.0	10.0	12.0	14.0	16.0	18.0	
						km/h	km/h	km/h	km/h	km/h	km/h	km/h	km/h	km/h	km/h
IDK 120-01 90-01 (80 M)			EC	1.0	0.23	55	46	39	35	28	23	20	17	15	
			VC	1.5	0.28	67	56	48	42	34	28	24	21	19	
			VC	2.0	0.32	77	64	55	48	38	32	27	24	21	
			VC	3.0	0.39	94	78	67	59	47	39	33	29	26	
			C	4.0	0.45	108	90	77	68	54	45	39	34	30	
			M	6.0	0.55	132	110	94	83	66	55	47	41	37	
IDK 120-015 90-015 (60 M)			EC	1.0	0.34	82	68	58	51	41	34	29	26	23	
			VC	1.5	0.42	101	84	72	63	50	42	36	32	28	
			VC	2.0	0.48	115	96	82	72	58	48	41	36	32	
			C	3.0	0.59	142	118	101	89	71	59	51	44	39	
			C	4.0	0.68	163	136	117	102	82	68	58	51	45	
			M	6.0	0.83	199	166	142	125	100	83	71	62	55	
IDK 120-02 90-02 (60 M)			EC	1.0	0.46	110	92	79	69	55	46	39	35	31	
			VC	1.5	0.56	134	112	96	84	67	56	48	42	37	
			VC	2.0	0.65	156	130	111	98	78	65	56	49	43	
			VC	3.0	0.80	192	160	137	120	96	80	69	60	53	
			C	4.0	0.92	221	184	158	138	110	92	79	69	61	
			M	6.0	1.13	271	226	194	170	136	113	97	85	75	
IDK 120-025 90-025 (60 M)			EC	1.0	0.57	137	114	98	86	68	57	49	43	38	
			VC	1.5	0.70	168	140	120	105	84	70	60	53	47	
			VC	2.0	0.81	194	162	139	122	97	81	69	61	54	
			C	3.0	0.99	238	198	170	149	119	99	85	74	66	
			C	4.0	1.15	276	230	197	173	138	115	99	86	77	
			M	6.0	1.40	336	280	240	210	168	140	120	105	93	
IDK 120-03 90-03 IDKN 120-03 (60 M)			UC	EC	1.0	0.69	166	138	118	104	83	69	59	52	46
			EC	VC	1.5	0.84	202	168	144	126	101	84	72	63	56
			EC	VC	2.0	0.97	233	194	166	146	116	97	83	73	65
			VC	VC	3.0	1.19	286	238	204	179	143	119	102	89	79
			VC	C	4.0	1.37	329	274	235	206	164	137	117	103	91
			C	M	6.0	1.68	403	336	288	252	202	168	144	126	112
IDK 120-04 90-04 IDKN 120-04 (60 M)			UC	UC	1.0	0.91	218	182	156	137	109	91	78	68	61
			EC	EC	1.5	1.12	269	224	192	168	134	112	96	84	75
			EC	EC	2.0	1.29	310	258	221	194	155	129	111	97	86
			VC	VC	3.0	1.58	379	316	271	237	190	158	135	119	105
			VC	C	4.0	1.82	437	364	312	273	218	182	156	137	121
			C	C	6.0	2.23	535	446	382	335	268	223	191	167	149
IDK 120-05 90-05 (25 M)			EC	1.0	1.14	274	228	195	171	137	114	98	86	76	
			EC	1.5	1.39	334	278	238	209	167	139	119	104	93	
			VC	2.0	1.61	386	322	276	242	193	161	138	121	107	
			VC	3.0	1.97	473	394	338	296	236	197	169	148	131	
			VC	4.0	2.28	547	456	391	342	274	228	195	171	152	
			C	5.0	2.55	612	510	437	383	306	255	219	191	170	
IDK 120-06 90-06 (25 M)			EC	1.0	1.36	326	272	233	204	163	136	117	102	91	
			VC	1.5	1.67	401	334	286	251	200	167	143	125	111	
			VC	2.0	1.93	463	386	331	290	232	193	165	145	129	
			VC	3.0	2.36	566	472	405	354	283	236	202	177	157	
			C	4.0	2.73	655	546	468	410	328	273	234	205	182	
			C	6.0	3.34	802	668	573	501	401	334	286	251	223	
IDK 120-08 (25 M)			EC	1.0	1.82	437	364	312	273	218	182	156	137	121	
			EC	1.5	2.23	535	446	382	335	268	223	191	167	149	
			VC	2.0	2.58	619	516	442	387	310	258	221	194	172	
			VC	3.0	3.16	758	632	542	474	379	316	271	237	211	
			VC	4.0	3.65	876	730	626	548	438	365	313	274	243	
			C	6.0	3.34	802	668	573	501	401	334	286	251	223	
IDK 120-10 (25 M)			UC	1.0	2.27	545	454	389	341	272	227	195	170	151	
			EC	1.5	2.79	670	558	478	419	335	279	239	209	186	
			EC	2.0	3.22	773	644	552	483	386	322	276	242	215	
			VC	3.0	3.94	946	788	675	591	473	394	338	296	263	
			VC	4.0	4.55	1,092	910	780	683	546	455	390	341	303	
			C	6.0	5.57	1,337	1,114	955	836	668	557	477	418	371	

ISO 25358 classification according to droplet sizes:

VF	Very fine
F	Fine
M	Medium
C	Coarse
VC	Very coarse
EC	Extremely coarse
UC	Ultra coarse

Subject to modifications.

- Operating pressure at the nozzle (measured with diaphragm valve)
- The stated liter-per-hectare rates apply to water
- Verify the table values by gauging the flow rates prior to every spraying season
- Pay attention to uniform nozzle adjustment



Recommendation

Optimum protection of IDK/IDKN nozzles thanks to long design of MultiCap (see Page 124).

Available fully assembled with IDK and IDKN nozzles.



Nozzle calculator app

The apps for Lechler agricultural nozzles make selection and use of the optimum nozzle even easier.

Find out more here:

www.lechler.com/de-en/service/apps



Ordering	Series	+	Spray angle	+	Nozzle size	+	Material	=	Order No.
example:	IDK	+	120°	+	01	+	(POM)	=	IDK 120-01
	IDK	+	120°	+	01	+	C (Ceramic)	=	IDK 120-01 C
	MultiCap IDK	+	120°	+	01	+	(POM)	=	MultiCap IDK 120-01

